

VENTRAC

Your One Tractor Solution



One tractor, endless possibilities.



Tractor and Attachment Catalog

Message from the President Welcome



Ventrac tractors and attachments are built on our commitment to provide premium power equipment that surpasses your expectations. You deserve the best equipment, made with you in mind, for the jobs you need to get done and get done right.



“Your One Tractor Solution” means:

- ONE Tractor that works in EVERY season
- ONE Tractor with over 30 attachments
- ONE Tractor built for operator comfort
- ONE Tractor for increased profitability
- ONE Tractor with power to handle tough jobs

From our beginnings to our future, Ventrac’s guiding principles of ethics, high standards, and commitment to quality, ensure that you will receive innovative equipment that will serve you for years to come. Backed by a strong warranty and a deep commitment to your satisfaction, Ventrac is your choice for excellence.

Become part of our Ventrac Family... Get a Ventrac today.

Sincerely,

Dallas Steiner

Dallas Steiner
President



Go to www.ventrac.com/about/ to learn more about Venture Products Inc. and to watch the Ventrac Story.

TODAY The Steiner family continues designing & manufacturing new & innovative products.

Back: Brothers Dallas, Mark, and Roy Steiner

Front: Cousins Arlin, Ryan, Denver, and Beth Steiner



1999 The Ventrac 3000 series tractor is introduced.



1998 The Ventrac 4000 series tractor is introduced.



1996 Venture Products introduces the Freedom 300, a transporter for the physically disabled.

Timeline 1941 to Present



1941 Marvin Steiner, age 26, builds custom farm equipment.



1974 First Compact, Articulating Tractor



1978 Model S-16 Tractor

Tractors



Model	Engine	Page
3000 series		6
3121	Vanguard 21HP Gas 2-cyl	8
3223D	Vanguard 23.6HP Diesel 3-cyl	9
4000 series		12
4131	Vanguard 31HP Gas 2-cyl	14
4227	Kawasaki 27HP Gas 2-cyl	16
4231	Vanguard 31HP Gas 3-cyl	17
4226D	Vanguard 26.5HP Diesel 3-cyl	18
4231TD	Vanguard 31HP Turbo Diesel 3-cyl	19

Accessories



	Page
3000 series Accessories	10
4100 Accessories (standard on 4200)	15
4000 series Accessories	20

Attachments *starting on page 22*

Snow/Debris Removal *p.24*



Attachment	Model	3000 series	4000 series	Page
Blades	KD	●	●	25
V-Blade	KV552	●	●	25
Blower	LA162	●		26
Blower	KA160		●	26
Turbine Blower	ET200		●	27
Broom	LB540	●		28
Broom	HB580		●	28
Snow Blower	LX423	●		29
Snow Blower	KX523		●	29

Soil/Site Preparation *p.30*



Attachment	Model	3000 series	4000 series	Page
Excavators	HJ	●	●	30
Power Rake	KP540		●	31
Slip Scoops	HE	●	●	31
Terra Rakes	KR	●	●	32
Tiller	KL480		●	32
Trencher	KY400		●	33
Versa-Loader	KH500		●	33

Other Pages

Welcome Message from the President	2
Index Table of Contents	3
Your One Tractor Solution Features & Benefits ...	4
S.D.L.A. Controls.....	7
Center Oscillating/ Articulating Frame	13
Weight Transfer	15
Ventrac Mount System	23
Mower Advantage.....	37
Slope Operation	41
Parts Ventrac Parts Department	46
Hydro-Torq XL Synthetic Hydraulic Oil	46
Warranty V-Plus Warranty	47

Turf Maintenance *p.34*



Attachment	Model	3000 series	4000 series	Page
Aerator	EB480	●	●	35
AERA-vator	EA600		●	35
Finish Mowers - Rear	LK	●		36
Finish Mowers - Side	LM	●		36
Field Mower	LQ450	●		37
Finish Mowers - Rear	MC		●	38
Finish Mowers - Side	HM/HP		●	38
Vacuum Collection System	RV600		●	39
Contour Mower	MJ840		●	40
Reel Mower	MR740		●	40
Tough Cut	HQ680		●	41

Specialty Attachments *p.42*



Attachment	Model	3000 series	4000 series	Page
Ballpark Groomer			●	42
Edger	ED200	●	●	43
Generator	HG150		●	43
Sod Cutter	EC240		●	44
Stump Grinder LC	LC150	●		44
Stump Grinder KC	KC180		●	45
TrunkPump			●	45

Features & Benefits

Your One Tractor Solution

4-SEASON TRACTOR

Outdoor work doesn't stop when the weather lashes out, so why should your tractor? Ventrac tractors will work hard for you **EVERY SEASON** of the year. From Spring, Summer, Fall or Winter, the variety of commercial grade attachments will do the work of removing leaves, snow, preparing soil, maintaining lawns and other turf needs. Don't let your tractor sit a single season! Ventrac is **YOUR ONE TRACTOR SOLUTION** for all your year round needs.



30+ VENTRAC MOUNT ATTACHMENTS

All of Ventrac's productive attachments feature the **VENTRAC MOUNT SYSTEM** and mount quickly without the need of tools in about a minute or less. And did we mention there are over 30 attachments to choose from? *See page 23.*



ALL WHEEL DRIVE & TRACTION

Tackle adverse terrain with Ventrac. Ventrac features **ALL WHEEL DRIVE** and superb **TRACTION** to take you places other tractors dare not venture.



Mark Workman
LandCorp, Owner

“When you run the duals you feel almost an air of invincibility like you can **go anywhere** in any kind of conditions, hillside, swamps, you name it. It's not going to let you down.”


Raw **POWER** in a compact package.
GENTLE on Turf, **SAFE** on Slopes.
30+ commercial grade Attachments.
Your ONE Tractor Solution.



4000 Series

SLOPE & HILL OPERATION

Slopes and hills add beauty and depth to a property. But slopes can be difficult to mow safely and the perfect finish difficult to obtain. The Ventrac 4226D and 4231TD, equipped with dual wheels, are rated for continuous use on **30 DEGREE SLOPES**. What was once impossible can now be a safe solution to your slope mowing needs. *See page 41.*





COMFORT & CONTROLS

Superb ergonomic **S.D.L.A.** controls and power steering on a machine designed with your comfort in mind. *See page 7.*



Comfort Seat



S.D.L.A. Controls



Power Steering



3000 Series

COMPACT & MANEUVERABLE

A **CENTER ARTICULATING** and **OSCILLATING FRAME** allows for unbeatable maneuverability, even in the tightest places. Tractor weight is distributed across all four tires for minimal ground disturbance and **GENTLE TOUCH** to turf. Combine this with a **POWERFUL** engine, and you will be able to take Ventrac places not possible with any other machine.



DURABILITY

In the design stage, Ventrac is field tested to ensure that you will only receive a top notch, **DURABLE MACHINE** that will work for you year-round. Ventrac is built with an **ALL STEEL**, heavy-duty frame. We stand by our product with Ventrac's three-year residential and two-year commercial V-Plus Warranty.

Built Like a TANK.

Our manufacturing facility in Orrville, Ohio is state of the art, utilizing the latest in 3D cad software, laser-cutting technology, robotic welding, and a powder coating paint system.




3D Cad Model



POWER

Ventrac offers several engine options to meet your power needs. For the ultimate combination of reliability and performance, choose the **VANGUARD** 3/LC, the Commercial Power line from Briggs & Stratton Daihatsu LLC. Discover what happens when you put an engine this **POWERFUL** in a compact machine as versatile and maneuverable as Ventrac.



Kawasaki



3100 AIR COOLED	
Vanguard 21hp Gas 2-cyl	627cc
3200 LIQUID COOLED	
Vanguard 23.6hp Diesel 3-cyl	850cc

4100 AIR COOLED	
Vanguard 31hp Gas 2-cyl	895cc
4200 LIQUID COOLED	
Kawasaki 27hp Gas 2-cyl	746cc
Vanguard 26.5hp Diesel 3-cyl	953cc
Vanguard 31hp Gas 3-cyl	953cc
Vanguard 31hp Turbo Diesel 3-cyl	953cc

Ventrac Tractors 3000 Series

The 3000 series are power-packed tractors that put you out front where the action is for maximum **visibility**. Every 3000 series tractor is built with the same **versatility** and **performance** for which Ventrac is known.

Standard on the 3000 series is Ventrac's S.D.L.A. hand control, which allows for easy control of Speed, Direction, Lift and Auxiliary function all with one hand.

These tractors feature all wheel hydrostatic drive and power steering. Combine this with a tight 28" turning radius and you will find the 3000 series can tackle jobs typically reserved for larger, less maneuverable machines.

Get attached using the **Ventrac Mount System**, which allows you to change over 18 attachments quickly and efficiently from job to job with minimal effort. This is versatility at its best!



3000 Series Specifications

Drive	All Wheel Drive (AWD)	
Tires	Standard: Turf	18x10.5-10
	Optional: All-Terrain	18x11-10
Fuel Tank Capacity	6.0 Gallons	
Dimensions	Wheelbase	38"
	Length	72"
	Height	47"
	Width	40.5"
Travel Speed*	7 mph	
Turning Radius	28"	
Steering	Power	
PTO	Electric w/Brake	

* Speeds vary according to tire size, type and inflation



3223D

Tandem Drive Train

Ventrac's patented (T.D.T.) on the 3000 series efficiently transfers power to where it's needed for unparalleled performance.



3000 Series Standard Features

Six Gallon Fuel Tank
 S.D.L.A. Hand Controls
 (Speed, Direction, Lift, and Auxiliary)

3100 AIR COOLED	
Vanguard 21hp Gas 2-cyl	627cc
3200 LIQUID COOLED	
Vanguard 23.6hp Diesel 3-cyl	850cc

Tail Lights
 2" Rear Receiver Hitch
 Patented Tandem Drive Train
 Front Hydraulic Couplers
 Forward & Reverse Foot Control



Comfort Seat
 Power Steering
 Tachometer & Hour Meter
 Parking Brake
 Halogen Headlight
 Tilt Steering Column*
 Articulating/Oscillating Frame
 Adjustable Weight Transfer System*
 All-Wheel Drive

* Standard on 3200, optional on 3100

Ventrac Highlight: S.D.L.A. Controls

Convenient **S.D.L.A.** controls are located next to the operator for precise control over the following:

Speed

Acceleration and braking



Direction

Forward/Reverse



Lift

Lift of front-end attachments



Auxiliary Function

example: hydraulically angling dozer blade or dumping the slip scoop



Ventrac 3100 Tractor 3121 Tractor

The 3100 Ventrac Compact Tractor is small enough to handle working around tight spaces and is **powerful** enough to tackle the toughest of jobs. The 3100 features a 21-HP V-Twin gas engine and comes standard with S.D.L.A. and foot pedal controls.

Tilt steering and a suspension seat are optional for added comfort. Weight Transfer is also optional for added stability and traction on hills.



28-inch Turning Radius

A tight turning radius and center articulating frame allow you to get in and around obstacles quickly and with ease.



Weight	850 lbs
Electrical	450 Cranking Amps 12-V / 50 Amps

Other 3000 series specifications on p.6

Engine Specs



Manufacturer	Briggs & Stratton Vanguard
Horsepower	21 HP [^]
Engine Disp.	627 cc
Num. of Cylinders	2
Engine Cooling	Air
Engine Fuel	Gasoline



[^] 20.1 hp gross @ 3200 rpm in the 3121





Ventrac 3200 Tractor 3223D Tractor

Whether you're mowing grass, grinding out a stump or moving a pile of snow or soil, the 3200 unit is your one tractor solution for whatever project comes your way. A 23.6-HP 3-cylinder liquid cooled diesel engine provides plenty of **power** for whatever the task. The 3200 comes standard with an adjustable **weight transfer** system.

Weight	1050 lbs
Electrical	450 Cranking Amps 12-V / 40 Amps

Other 3000 series specifications on p.6



Tilt steering column is standard on the 3200.

Engine Specs



Manufacturer	Briggs & Stratton Vanguard
Horsepower	23.6 HP ^{^^}
Engine Disp.	850 cc
Num. of Cylinders	3
Engine Cooling	Liquid
Engine Fuel	Diesel



^{^^} 22.7 hp gross @ 3200 rpm in the 3223D



3223D



3000 Series Accessories

Accessories



2-N-1

The 2-N-1 fits the front and combines the 2" receiver tube for towing with a Front Counter-Weight Bracket capable of holding six 42 lbs (19 kg) weights.



Rear Weight Bracket & Weights

The Rear Weight Bracket allows you to mount two weights (kit 70.0102) to the rear of the Ventrac 3000 series for greater traction and stability and is recommended for use with the LX Snow Blower, LQ Mower, LM Mowers, 220 Spreader, and EB Aerator



12-V Switch & Plug

The 12-V Switch and Plug is required for select attachments and accessories: LX Snow Blower (optional chute deflector actuator), KR Terra Rake (optional hydraulic height adjustment), KV V-Blade, ES Spreader



Roll Cage & Seat Belt

The optional Roll Cage for Ventrac 3100 and 3200 tractors comes standard with a seat belt, and offers added protection, especially when operating on slopes.



Arm Rests

The Arm Rest kit can be mounted to the seat for greater comfort.

Each arm rest can be individually raised up or down so as not to obstruct getting on or off the tractor, or other operations. Arm rests are also available for the Suspension Seat.



Spreaders

ES220 - Free flowing seed and fertilizer spreader with a 220 lbs capacity. When mounting on the Ventrac 3000 series (front mounted), 2-N-1 accessory and Rear Weights are required.



Optional: Mulch spinner blade (used for PennMulch® or for dry sand), Drop curtain



Cab

This attractive, sturdy LW350 Cab offers excellent visibility and protection for the operator from wind, rain and snow. A windshield wiper comes standard.

Optional: Front & Rear work lights, Directional Signals, Strobe Beacon, Exterior Mirrors, and Fan/Heater*

*Fan/Heater compatible with 3200 only



Suspension Seat

For added comfort, support, and a smoother ride, Ventrac offers a fully adjustable Suspension Seat. Adjustments include back rest, lumbar support, and weight distribution.



Tire Options

Ventrac 3000 series tractors come standard with turf tires. Choose the optional All-Terrain tires for greater traction on rougher terrains.



All-Terrain



3100 Accessories (standard on 3200)

3100 Accessories

Tilt Steering Column

An adjustable Tilt Steering Column is an optional accessory for the 3100. It allows for easy adjustment of the steering column for greater ease of getting on and off the tractor as well as to accommodate various sizes of operators. This is a standard feature on the 3200.



Adjustable Weight Transfer

The Weight Transfer Kit enables the transfer weight from the front end attachment to the tractor. This increases traction and stability, especially on hillsides.

See page 15 to learn how it works.



Cab Accessory

Accessories like the Ventrac cab help you get the job done year round.

Ventrac Tractors 4000 Series

All-Wheel Drive combined with a low center of gravity and weight transfer system enables the Ventrac 4000 series to conquer even the toughest of terrain. **S.D.L.A.** (Speed, Direction, Lift and Auxiliary) controls and easy access operator platform provide superior ergonomics. Added to all that is the quick, efficient, **Ventrac Mount System** that allows you to attach over 30 commercial-grade attachments in about a minute or less and requires **no tools!** With the optional, category one 3-point hitch, non-PTO powered attachments can be operated on the rear of the tractor alone or simultaneously with the front.

Standard features include:

- All-wheel drive
- Roll bar
- Seat belt
- S.D.L.A. controls
- Power steering
- Comfort seat
- Front and rear steel skid plates
- 7.25 gallon fuel tank

And more



4231



4000 Series Specifications


Drive	All Wheel Drive (AWD)	
Tires	Standard: All-Terrain	22x12-8
	Optional: Turf	22x11-10
	Optional: Bar	21x11-8
Electrical	450 Cranking Amps	
Fuel Tank Capacity	7.25 Gallons	
Dimensions	Wheelbase	43"
	Length	79"
	Overall Height (top of roll bar)	67"
	Width w/Single Turf Tires	48"
	Width w/Dual Turf Tires	70"
Travel Speed*	Low Range	5.2 mph
	High Range	10 mph
Weight**	1,290 - 1,630 lbs	
Turning Radius	43"	
Steering	Power	
PTO	Electric w/Brake	

* Speeds vary according to tire size, type and inflation

** Weight varies according to engine size, accessories, attachments and tire options



4000 Series Standard Features



*Standard on the 4200, optional on 4100

Ventrac Highlight: Center Oscillating/Articulating Frame



Center Oscillating Frame:

The front axle oscillates independently of the rear axle. This keeps all four drive tires in contact with the ground even on the roughest terrain. This maximizes traction and safety and makes the Ventrac incredibly agile on slopes and adverse terrain.



Center Articulating Frame:

The frame pivots in the center allowing the operator to easily navigate around obstacles without damaging turf. The rear tires follow the path of the front tires, so the operator need not worry about the rear of tractor inadvertently running over an obstacle.

“It’s the most **agile** piece of equipment on the market today. I think for the fact that it actually **turns** in the center. It **maneuvers** extremely easy.”



Butch Hamby

High Country Mechanical, Owner



Ventrac 4100 Tractor 4131 Tractor

The Ventrac 4131 is built on a rugged, all-steel frame and utilizes a dependable 31-HP Vanguard commercial grade air-cooled gas engine. Ventrac's high efficiency hydraulic drive system will give you years of enjoyable performance. Customize the 4131 with a variety of accessories including weight transfer system, rear weights, front fenders and more. Drive up and get attached to over 30 Ventrac attachments and get the job done!



V-Plus Warranty

3 Year Residential, 2 Year Commercial Warranty. See page 47 for details.



Weight	1290 lbs
Electrical	450 Cranking Amps 12-V / 50 Amps

Other 4000 series specifications on p.12



4131

Engine Specs



Manufacturer	Briggs & Stratton Vanguard
Horsepower	31 HP
Engine Disp.	895 cc
Num. of Cylinders	2
Engine Cooling	Air
Engine Fuel	Gasoline





The following optional accessories for the 4100 tractor are standard equipment on all 4200 tractors.

Standard on the 4200 4100 Accessories

Adjustable Weight Transfer

The Weight Transfer Kit enables the transfer of weight from the front end attachment to the tractor. This increases traction and stability, especially on hillsides. *See more information below.*



Foot Rests

Front Foot Rests offer added comfort for long hours on the job.



Front Fenders

Keep your Ventrac clean with Front Fenders.



Rear Weights

Add Rear Weights for added traction and balancing the load of front end attachments.



Tach/Hour Meter

This 3 3/8 inch meters gives you a reading of engine RPM (tachometer) as well as hour usage readings.



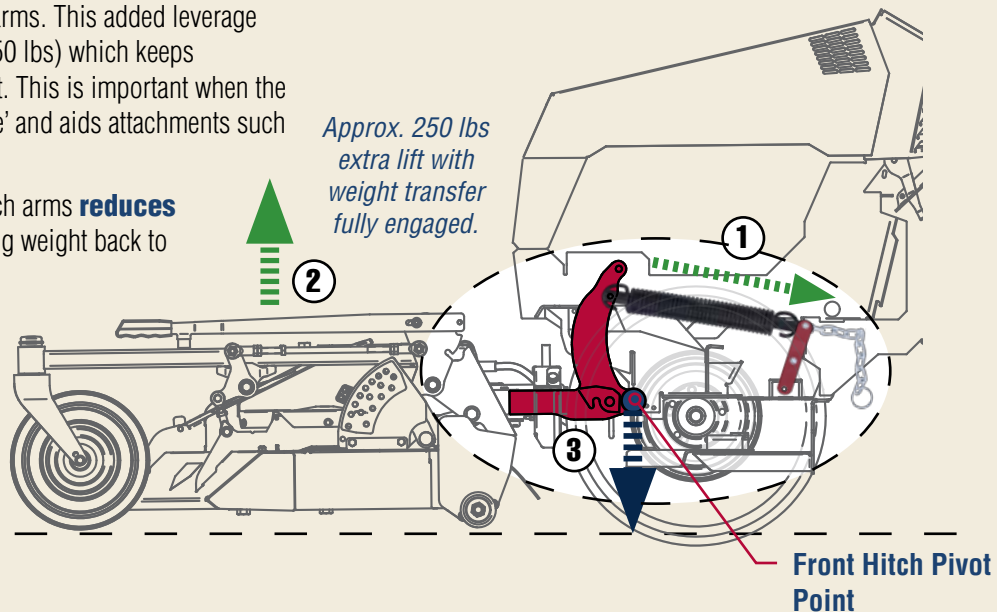
Ventrac Highlight: Weight Transfer

IMPROVED TRACTION, LIFT, & SLOPE OPERATION

How it works:

- ① When the weight transfer is engaged, the weight transfer springs are constantly pulling back on the front hitch arms. This added leverage gives the front hitch **extra lift** (approx. 250 lbs) which keeps constant tension upward on the attachment. This is important when the attachment is being operated in 'float mode' and aids attachments such as the slip scoop to lift more weight.
- ② The constant upward force on the front hitch arms **reduces front attachment weight** by transferring weight back to the hitch pivot point on the tractor. Less weight hanging out front minimizes the tendency for heavy attachments to slide on hillsides.
- ③ Weight is transferred to the pivot point of the front hitch, putting the added weight on the tractor's front axle. This **greatly improves traction** and slope operation.

Weight Transfer comes standard on all 3200 and 4200 series tractors and is an optional accessory for the 3100 and 4100.



Ventrac 4200 Tractors 4227 Tractor

The 4227 is powered by a 27HP liquid-cooled gas engine. Enjoy standard features such as weight transfer, rear weights, front fenders, S.D.L.A. controls, power steering, all wheel drive, and more.



Ventrac Mount Attachments

Choose from over 30 Ventrac Mount Attachments that connect in just minutes or less without tools or heavy lifting.



Weight	1500 lbs
Electrical	450 Cranking Amps 12-V / 20 Amps

Other 4000 series specifications on p.12



4227

Engine Specs



Manufacturer	Kawasaki
Horsepower	27 HP
Engine Disp.	746 cc
Num. of Cylinders	2
Engine Cooling	Liquid
Engine Fuel	Gasoline

POWERED BY

Kawasaki





Ventrac 4200 Tractors 4231 Tractor

The Ventrac 4231 features a 31hp liquid-cooled gas engine. Get attached with the Ventrac Mount System and get the job done quickly and efficiently. Ventrac's **center articulating frame allows operators** to get in and around obstacles in no time. Ventrac has been the choice of professional landscapers, golf course superintendents, caretakers of parks and schools, contractors, estate owners, and others with little time and a lot of ground to cover.

Weight	1560 lbs
Electrical	450 Cranking Amps 12-V / 40 Amps

Other 4000 series specifications on p.12

Engine Specs



Manufacturer	Briggs & Stratton Vanguard
Horsepower	31 HP
Engine Disp.	953 cc
Num. of Cylinders	3
Engine Cooling	Liquid
Engine Fuel	Gas



Center Articulating Frame
See page 13 for details.



4231



Made in
the USA

Versatility by Design

Ventrac 4200 Tractors 4226D Tractor

The 4226D features a liquid-cooled 26.6hp diesel engine. The engine is rated for up to 30° continuous operation on hillsides when equipped with the optional dual wheel kit. Superb slope operation is achieved because of Ventrac's low center of gravity, all-wheel drive, and center oscillating/articulating frame.

Discover the versatility of this **4-Season Tractor** with over 30 attachments to choose from, and optional accessories such as the 3-point hitch or cab to keep you working all year round.

Increase productivity, control costs, and improve your return on investment. One machine can do it all. **Get Attached** to a Ventrac... and **Get it done!**



4-Season Tractor
Ventrac is your one tractor solution for all your year round needs.



4226D

Weight	1560 lbs
Electrical	450 Cranking Amps 12-V / 40 Amps

Other 4000 series specifications on p.12

Engine Specs



Manufacturer	Briggs & Stratton Vanguard
Horsepower	26.5 HP
Engine Disp.	953 cc
Num. of Cylinders	3
Engine Cooling	Liquid
Engine Fuel	Diesel



Ventrac 4200 Tractors 4231TD Tractor




For maximum power, choose the popular Ventrac 4231TD powered by a 31hp Turbo Diesel, Liquid Cooled Engine. This engine is rated for up to **30° continuous operation on hillsides** when equipped with the optional dual wheel kit.

Choose from over 30 professional grade attachments, and get the job done in no time.

This incredibly rugged and dependable machine is a wise business investment for golf courses, schools and universities, parks, street maintenance departments, commercial mowing services, contractors, wineries, farms, property owner associations, estate homes and anyone needing to: mow, blow, sweep, edge, scoop and much, much more.

Ultimate Slope Mower


Plenty of power on hills and a 30 degree slope rating with duals



Weight 1630 lbs

Electrical 450 Cranking Amps
12-V / 40 Amps

Other 4000 series specifications on p.12



Engine Specs



Manufacturer	Briggs & Stratton Vanguard
Horsepower	31 HP
Engine Disp.	953 cc
Num. of Cylinders	3
Engine Cooling	Liquid
Engine Fuel	Diesel (Turbo)



Shown with optional Suspension Seat

4231TD



4000 Series Accessories

Accessories



2-N-1

The 2-N-1 fits the front and combines the 2" receiver tube for towing with a Front Counter-Weight Bracket capable of holding six 42 lbs weights. With the optional weight extension bar, the 2-N-1 can hold up to ten weights. The Front Counter-Weight Bracket is designed for stabilizing the tractor when heavy equipment is mounted on the rear.



Optional extension

12-V Switch & Plug, Front

The 12-V Switch and Plug is required for select attachments and accessories: KX Snow Blower (optional chute deflector actuator), KR Terra Rake (optional hydraulic height adjustment), KV V-Blade, ES Spreader



12-V Plug & Outlet, Rear

The Rear 12 Volt Plug powers select accessories (ES Spreader). This kit also contains a standard 12-V outlet to supply power to a variety of products: cell phone, radio, spot light, air compressor and more. Both the plug & outlet mount securely in the Ventrac 4000 series storage compartment.



Arm Rests

The Arm Rest kit can be mounted to the seat for greater comfort. Each arm rest can be individually raised up or down. Arms rests are also available for the Suspension Seat.



Backup Alarm

Increase safety by warning people passing that the tractor is backing up. This optional alarm will beep when the tractor is in reverse.



Cab

This Ventrac KW350 Cab is designed to protect you from the snow, rain and cold weather. This cab features: removable door with sliding windows, windshield wiper, marker lights, and strobe light.

Optional: Front & Rear Work Lights, Windshield Defroster Fan.



Canopy

This heavy duty canopy provides protection from the sun and rain without hindering visibility.



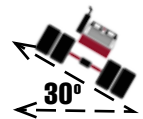
Chrome Hub Caps

Chrome Hub Caps are available for all 4000 Series Tractors. They are ideal for customizing your Ventrac, increasing its value, as well as protecting the wheel nuts and valve stem from debris.



Dual Wheel Kit

Dual Wheels are designed to increase stability, traction, and safety on slopes. Dual wheels are also great for reduction of soil compaction on delicate ground. Duals are recommended for sandy soils or where a broad distribution of tractor weight is desired, including when driving sideways on slopes greater than 20 degrees (not to exceed 30 degrees).



Fold Down Roll Bar

The Fold Down Roll Bar is ideal for temporarily operating your tractor in situations where a standard roll bar would obstruct operation, such as under low-hanging trees or in low-clearance areas. The roll bar can be quickly lowered or raised by simply removing and replacing two pins. The Fold Down Roll bar is a R.O.P.S. device only when in the upright position.



Foot Directional Control

The optional Foot Directional Control Pedal can free your right hand up for forward and reverse motion on the 4000 series. This is recommended for operating the VERSA-loader attachment and while using the optional rear 3-Point Hitch.



Raised Platform

Raises the platform height by 4-inches for operators with shorter legs to be able to rest their feet on the platform. The raised platform can not be used with the optional Foot Directional Control.

Slope Indicator

The Ventrac Slope Degree Indicator is an excellent tool for showing the grade of the ground. The indicator is marked to show safe operating limits.



Spreaders

ES220 - Free flowing seed and fertilizer spreader with a 220 lbs capacity.

Optional: Mulch spinner blade (used for PennMulch® or for dry sand), Drop curtain



SS300 - Salt spreader designed to spread bagged rock salt and calcium flake and features a 3 cu. ft capacity.

Optional: Drop curtain

SS575 - This spreader features a 5.75 cu. ft capacity and is designed to spread bagged rock salt, calcium flake, bagged ice melters*, bulk salt**, and calcium chloride pellets*.

Optional: Drop curtain, Gate Kit, & Vibrator Kit.

*requires Gate Kit **requires Vibrator Kit.



Strobe/Work Lights

The strobe light is an option which provides increased safety for road-side operation and low-visibility situations, such as foggy or snowy conditions.

Two rear-mount work lights allow the operator to monitor any rear-motion work.



Suspension Seat

For added comfort, support, and a smoother ride, Ventrac offers a fully adjustable Suspension Seat. Adjustments include back rest, lumbar support, and weight distribution.



Tire Options

The Ventrac 4000 series comes standard with 22 x 12-8 All Terrain Tires. The following tires are available:

- 22 x 11-10 Turf
- 21 x 11-8 Bar



Wheel Extensions

Increase your tread width by 6 inches with the optional wheel extension kit. This kit includes four wheel extensions, one for each wheel, and extends each by 3 inches (for a total of 6 inches added width). The extensions give your Ventrac a wider base for added stability and enable operation on side slopes of 25 degrees.



4100 Specific Accessories on Page 15

List contains optional accessories for the 4100 which come standard on 4200 series tractors.

Rear Accessories

3-Point Hitch

The Category One 3-Point Hitch adds the benefit of using numerous non-PTO powered implements on the rear of Ventrac 4000 Series tractors. An eight-inch stroke hydraulic cylinder lifts up to 750 pounds at the draw bar through a 14 inch (26 cm) lift range. Each draft bar has a fast pin, adjustable stabilizing bar, and adjustable lift linkage. Control Levers are located directly to the right of the S.D.L.A. control assembly. 3-Point controls and Rear Hydraulic Valves come standard with the 3-Point Hitch Kit.



3-N-1 Adapter

The 3-N-1 Adapter is a useful accessory for all Ventrac with a 3-Point Hitch. It allows the tractor to tow with a 2 inch receiver hitch (not included), transport and use select Ventrac attachments on the rear of the tractor, and mount rear weights for front attachments that need extra weight to counter balance the load.



The 3-N-1 Adapter has a lock-in lever for locking on attachments and is able to operate non-PTO-powered attachments. This enables you to mount two attachments for use on the front and rear of the tractor at the same time.

Hydraulic Top Link

The Hydraulic Top Link is a great accessory to use with the Ventrac Category One 3-Point Hitch option. It allows for fast and easy mounting of attachments when used with the Ventrac 3-N-1 Hitch. (Blades, Slip Scoops, Terra Rake, etc.)



When used with standard 3-Point mounted attachments, it allows for quick and easy adjustment. Mounted to the 3-N-1 Adapter, it makes adjustment simple in varying conditions.

Rear Hydraulic Kit

Adds four Rear Hydraulic Valves to the back of the tractor for use with rear implements. This kit comes standard with the 3-Point Hitch.



Ventrac Attachments



Snow/Debris Removal p.24



Soil/Site Preparation p.30



Turf Maintenance p.34



Specialty Attachments p.42

Do more than just MOW...

VENTRAC commercial grade equipment is ideal for lawn care professionals, home owners, and anyone interested in maintaining property. VENTRAC allows you to tackle almost any terrain, while leaving behind a beautiful cut. And VENTRAC is much, much more than just a mower; it is **your one tractor solution** for aerating, grinding out stumps, blowing leaves, moving debris, and much more. With over 30 attachments, VENTRAC has the versatility to address your various needs, while getting the job done quickly and with ease.



Ventrac Mount / 3-N-1 Ventrac Mount


All Ventrac attachments mount in about a minute or less.



The **Ventrac Mount System** is the ultimate example of practical engineering put to good use. Simply drive up to the Ventrac attachment of choice:

1. Lock onto the holding pins
2. Insert the coupler connections* and/or...
3. Install the drive belt*
4. Engage the belt tensioner*

**VENTRAC
MOUNT
SYSTEM**



**No Tools or Heavy Lifting
Required!**

And you're ready to go!

**As required by attachment*



Rear Attachments

Attachments with this symbol can also be mounted to the rear using Ventrac's optional 3-point hitch and 3-N-1 adapter.



Ventrac 4000 series tractors can be equipped with a Category One 3-point hitch. With the 3-N-1 adapter mounted to the optional Category One 3-point hitch, non-powered attachments can be operated from behind the tractor alone or simultaneously with the front. **Versatility by Design** just got better!



Snow/Debris Removal



Ventrac's professional grade attachments work for you all year round. In this section you will find Ventrac Blades, Blowers, Brooms, and Snow Blowers used to push, sweep, or blow debris away. Regardless of the season, Ventrac has what it takes to get attached, and get it done.



Blades p.25 • **Blowers** p.26-27
Brooms p.28 • **Snow Blowers** p.29



4-Season Debris Removal

Whether you are moving leaves, snow, mulch, dirt, or other debris, attachments like the **Ventrac Broom** work for you all year long.



Snow/Debris Removal Blades **KD series**

Ventrac **KD Power Angle Blades** have working widths of 48, 60, and 72 inches. All control functions are performed with the S.D.L.A. control for raising and lowering the blade or angling it left or right. Skid shoes are adjustable, allowing the operator to set the dozing height as required by job.

The blades can be operated in a trip position for plowing or in a locked position for digging into material.

Optional: Polyurethane cutting edge and hardened cutting edge.



3000 series	4000 series
●	●



	KD482	KD602	KD722
Width	48"	60"	72"
Height	22"	22"	22"
Angle (right or left)	30°	30°	30°
Weight	163 lbs.	203 lbs.	225 lbs.

3N Operate from rear with the optional 3-N-1 adapter & 3-point hitch (4000 series).



Pictured with optional wing extensions

Snow/Debris Removal V-Blade **KV552**

The Ventrac **KV552 V-Blade** offers you maximum flexibility and productivity for your material handling task. Each blade is controlled by its own hydraulic cylinder, allowing full control of the tool shape from the comfort of the driver's seat.



The KV552 cutting edge can be easily adjusted by changing the skid shoe position. Cutting edges are reversible, extending the lifetime of the edge while maintaining peak operating efficiency.

Optional: Wing extensions, top deflection flap, and polyurethane cutting edge.



3000 series	4000 series
●	●



Hardened Cutting Edge and Skid Shoes

Length	32.75"
Width straight	55"
Width in forward "V"	48.5"
Width in backward "V"	48"
Height	24"
Weight	240 lbs.
Wing angle	30° each

Snow/Debris Removal Blower LA162



Blow away leaves and other debris. The LA162 Blower can be hydraulically angled 180° horizontally left and right for greater control over blowing direction.



Overall width	32.5"
Overall height	22"
Overall length	48"
Fan	16 blade
Wind speed	160 mph
Volume	3400 cfm
Weight	137 lbs.
Hydraulic motor	Standard

3000 series	4000 series
●	

Snow/Debris Removal Blower KA160



The KA160 Power Blower rotates 180° horizontally left and right with a standard hydraulic motor controlled from the operator seat.



Overall width	23.5"
Overall height	20"
Overall length	36"
Fan	16 blade
Wind speed	180 mph
Volume	4000 cfm
Weight	170 lbs.
Hydraulic motor	Standard

3000 series	4000 series
	●



Snow/Debris Removal Turbine Blower **ET200**

The Turbine Blower is designed to blow large volumes of air, and is much quieter than a conventional leaf blower. The ET200 can be used to blow leaves, light snow, and remove debris from sidewalks, parking lots and other areas.

The ET200 Turbine Blower's powerful front discharge nozzle can be hydraulically rotated 360 degrees from the comfort of the operator's seat. The dual action front bumper/deflector protects the nozzle from damage. When the nozzle is pointed downward the deflector bars on the bumper direct the airflow forward, clearing a path directly in front of the tractor.



3000 series	4000 series
	●

Length	69"
Width	27"
Height	34"
Weight	256 lbs
MPH out of nozzle	175 mph
MPH out front of deflector	110mph
Volume	10,000 cfm



Your One Tractor Solution
With over 30 attachments to choose from, one tractor can take care of all your year round needs.

Snow/Debris Removal Broom LB540



Sweep away snow, leaves, dirt and other materials. The LB540 Broom is hydraulically angled left or right and lifted up or down using the S.D.L.A. Control. The Broom can also be put in a float position allowing it to self-level.

Optional: Belting curtain and outrigger wheels (inset) for de-thatching your yard.



Broom width	54"
Overall width	60.5"
Overall height	18.5"
Overall length	46.5"
Broom diameter	16"
Broom speed	300 rpm*
Weight	240 lbs.
Adjustable Gauge Wheels	Standard

*Engine speed 3200 rpm

3000 series	4000 series
●	

Snow/Debris Removal Broom HB580



The HB580 Power Broom for the 4000 series is designed for sweeping and removal of material such as snow, leaves, dirt, light gravel, and thatch. A cornerless frame design permits sweeping against curbs and allows for the cleaning of corners.

The HB580 Broom can be hydraulically angled left or right and lifted up or down using the S.D.L.A. Control. A self-leveling feature keeps the broom horizontal at all times.

Optional: 12V Actuator allows the operator to slow or reverse the rotation of the bristles from the operator seat.



Overall width	68"
Overall height	24"
Overall length	53"
Broom width	58"
Broom speed	220 rpm*
Weight	382 lbs
Adjustable Gauge Wheels	Standard

*Engine speed 3200 rpm

3000 series	4000 series
	●



Snow/Debris Removal Snow Blower LX423

The LX423 Snow Blower is an aggressive power attachment for moving snow. The serrated auger attacks light or hard-pack snow, blowing it a distance of up to 40 feet. The discharge chute hydraulically rotates 180° allowing the operator to blow snow to either side. The heavy duty design of this Snow Blower allows you to get the job done, season after season, no matter how deep the snow gets.

Optional: A 12V actuator allows the operator to change the height of throw from the operator seat.



3000 series	4000 series
●	

Width (cutting & overall)	42"
Height	54"
Length	44"
Blowing distance	Up to 40'
Snow capacity	Up to 2500 lbs/min
Chute rotation	180°
Weight	405 lbs



Optional Deep Snow Auger Kit Pictured

3000 series	4000 series
	●

Width	52"
Height	56.5"
Length	49"
Cutting height	26.5"
Cutting width	48"
Blowing distance	Up to 40'
Snow capacity	Up to 4500 lbs/min
Chute rotation	220°
Weight	467 lbs

Snow/Debris Removal Snow Blower KX523

The KX523 Snow Blower is a 2 stage unit to meet the heavy-duty demands of snow removal. The serrated auger attacks light or hard-pack snow, blowing it a distance of up to 40 feet. The discharge chute hydraulically rotates left or right 220°.

Optional: A 12V actuator allows the operator to change the height of throw from the operator seat. A deep snow auger kit is also optional.



Optional Deep Snow Auger Kit Pictured

Soil/Site Preparation



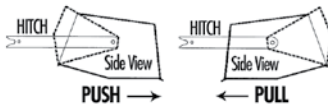
Ventrac's soil and site preparation attachments work hard for you, so you don't have to. To make your yard and dirt work a cinch, choose from our rugged line of excavators, tillers, rakes, scoops, trenchers and loaders. The power you need to get the job done right is at your fingertips. The Ventrac Soil and Site Preparation attachments perform a wide variety of tasks to get your work done quicker and productivity higher.



Excavators p.30 • **Power Rake** p.31 • **Slip Scoops** p.31
Terra Rakes p.32 • **Tiller** p.32 • **Trencher** p.33 • **Versa-Loader** p.33

Soil/Site Preparation Excavators **HJ series**

HJ Excavator buckets allow the operator to excavate, dig, and haul material. Its innovative flip-back design allows for forward or reverse excavating.



Dual cutting edges include one serrated and one smooth. The serrated cutting edge makes short work of digging in hard soils and is great for serious excavating. The smooth cutting edge is great for sod removal and peeling to a desired depth.



	HJ300	HJ480
Overall width	34.5"	53.5"
Working width	30"	48"
Height	13"	13"
Length	32"	34"
Capacity	3.6 ft ³	5 ft ³
Ground clearance	11"	11"
Weight	145 lbs.	180 lbs.

3000 series	4000 series
●	●



Operate from rear with the optional 3-N-1 adapter & 3-point hitch (4000 series).





Soil/Site Preparation Power Rake **KP540**

The Power Rake is designed for leveling rough ground, new yard installations, gravel driveways, as well as removing surface rocks and debris. Its compact design allows the operator to work in tight areas including around corners and edges.

Seventy-two replaceable carbide tips pulverize and refine the soil. Materials can be moved forward or to either side by hydraulically angling the drum left or right.

The rotor can also be reversed to allow back-dragging of soils and cleaning off debris.



3000 series	4000 series
	●

Overall height	36"
Overall width	63"
Overall length	59"
Rotor width	54"
Height adjustment	.125" increments
Height adjustment range	3.5"
Weight	536 lbs



Soil/Site Preparation Slip Scoop **HE series**

Ventrac Slip Scoops are a must-have attachment allowing you to dig, level, and move a variety of materials such as soil, gravel, mulch, sand, debris, and much more.

The HE series Slip Scoops are hydraulically controlled from the driver's seat, allowing for smooth, effortless operation.



3000 series	4000 series
●	●

	HE300	HE480
Overall width	34.5"	53"
Working width	30"	48"
Height	15"	15"
Length	34"	34"
Capacity	3.6 ft ³	6 ft ³
Weight	130 lbs.	175 lbs.

Operate from rear with the optional 3-N-1 adapter & 3-point hitch (4000 series).

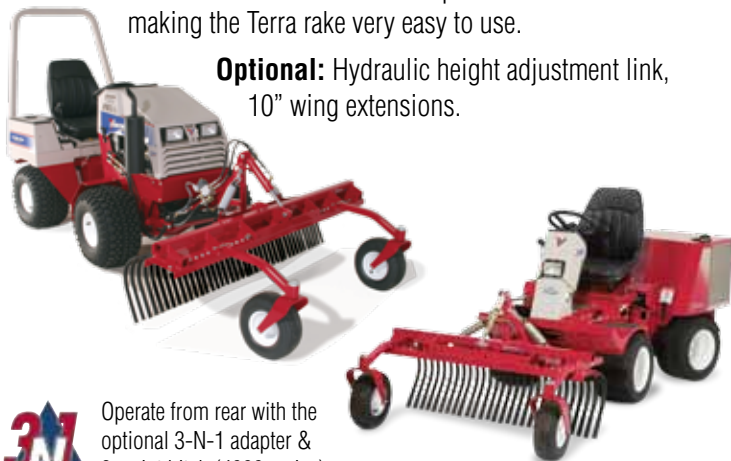


Soil/Site Preparation Terra Rakes **KR series**

Ventrac Terra Rakes perform a variety of landscaping tasks including soil preparation, leveling ground, and removing rocks and debris. Features include: hydraulic angling and gauge wheels that can be mounted in the front or rear or be easily removed.

Unlike pull-behind units, Ventrac Terra Rakes are front mounted, allowing the operator to keep material from being driven over. This minimizes compaction as well as making the Terra rake very easy to use.

Optional: Hydraulic height adjustment link, 10" wing extensions.



3-N-1 Operate from rear with the optional 3-N-1 adapter & 3-point hitch (4000 series).



	KR502
Overall width	49"
Overall width w/extensions	69"
Height	32"
Length	53.5"
Weight	250 lbs.
Angle of degree right to left	28°

3000 series	4000 series
●	●

Soil/Site Preparation Tiller **KL480**

The Ventrac Tiller is designed for easy preparation of gardens and yards. This power-driven front-end attachment allows the operator to easily monitor the tiller's performance. Skid shoe setting controls cutting depth. Twenty-four high carbon tines are durable and are sequentially spaced to maximize performance.



Overall width	53"
Working width	48"
Length	41"
Height	22"
Weight	356 lbs.
Max Till Depth	6"

3000 series	4000 series
	●



Soil/Site Preparation **Trencher** **KY400**

The Ventrac Trencher is capable of trenching up to 40 inches deep with a 5.5 inch-wide cut. Depth indicator allows operator to gauge depth of cut from the operator seat. Standard features include: Self-adjusting crumb scraper and combo terminator/cup chain with replaceable carbide teeth.



Depth Indicator Gauge

The KY400 attached to a VENTRAC 4000 Series tractor gives the operator the ability to maneuver into hard-to-reach locations without damaging the turf.



3000 series	4000 series
	●

Overall height	29.75"
Overall width	40"
Overall length	74.5"
Trenching width	5.5"
Trenching depth	40"
Weight	480 lbs.
Cutting Teeth	43



Soil/Site Preparation **Versa-Loader** **KH500**

Discover the versatility and ease of the Ventrac Versa-Loader (shown with standard bucket). Drive up and attach in minutes without tools or heavy lifting. Once connected, choose the standard bucket or three other optional attachments, which also feature the Ventrac Mount System, and get the job done.



3000 series	4000 series
	●

Overall height on tractor	67"
Overall width	48.5"
Overall length w/standard bucket	75"
Overall length - tractor, loader & std. bucket	111"
Width of bucket	48"
Capacity of bucket	5 f ³
Weight w/o tools	508 lbs.
Lift capacity including tool	500 lbs.
Lift height (at pivot points)	77"
Oil tank capacity	6 gal.
Gallon/min. @ 3600 rpm	9.5 gpm

(Loader is not compatible with the Cab)



LOADER ATTACHMENTS



POST HOLE DIGGER
Fast drive motor



TREE AUGER
Slow drive motor



PALLET FORKS

Turf Maintenance



Groom your turf to perfection with the many turf maintenance attachments from Ventrac. Everything from heavy brush and thick weeds to grassy terrain can be addressed easily with a variety of mowers like the Field Mower, Tough Cut Mower, Finish Mowers, Contour Mower, and Reel Mower. Conditioning your lawn is simple with the Aerator and the Aera-Vator attachments. With the addition of the Vacuum Collection System, leaf and grass clean up is a snap.



Aerator p.35 • **AERA-Vator** p.35 • **Mowers 3000 Series** p.36-37 **4000 Series** p.38-39
Contour Mower p.40 • **Reel Mower** p.40 • **Tough Cut Mower** p.41



Superior Striping

Ventrac finish mowers feature a full rear roller leaving behind a beautiful striping pattern to highlight a stunning mowing job.



Turf Maintenance **Aerator EB480**

The Ventrac Aerator offers the exact tools to address your turf grass conditions. Choose between core or open spoon tines. The tines are replaced either individually or by quickly changing the entire mounting heads. Each row of tines rotates independently of each other providing less stress to the aerator and soil.

Optional: Suitcase Weights



3000 series	4000 series
●	●

Overall width	54"
Overall height	26.25"
Overall length	30"
Working width	48"
Aeration density	6 holes/ft ²
Weight	240 lbs.



Turf Maintenance **AERA-vator EA600**

When turf compaction caused by foot or vehicle traffic, sporting events or other stresses is a problem, periodic aeration is necessary to keep the turf healthy.

The AERA-vator is designed to stir and loosen the soil beneath the sod without destroying the turf. The EA600 creates a core hole without bringing a core plug to the surface, leaving the turf ready for use immediately after treatment. Eight holes are created each square foot (99 holes per square meter) and hole depth is regulated by drive speed, the slower the drive speed, the deeper the hole.

Optional: Rear Roller Kit, Suitcase Weights, and Seed-box



Optional Seed-box allows for over-seeding and aerating simultaneously.

3000 series	4000 series
	●

Overall width	66"
Overall height	22"
Overall length	34"
Working width	60"
Tines	96 (0.5625 x 3.5")
Weight	420 lbs.
Side-to-side tine travel	1.25"
Vibrating depth	3.75"
Tine vibration frequency	3200 rpm =est. 800 cyc/min
Aeration density	8 holes/ft ²



Turf Maintenance

Finish Mower *Rear Discharge* **LK520**

The Ventrac Rear Discharge Mower features a 52-inch cutting width. The rear discharge design makes it easier to mow around obstacles without worrying about a discharge chute getting in the way while protecting mulch beds, buildings, and vehicles from discharged grass and other debris. This finish mower also features easy height adjustment, a flip-up deck design, and a rear roller for lawn striping and scalping protection.



Optional: Mulching Kit



Width of cut	52"
Cutting height	.75" - 4"
Cutting positions	14
Length	42"
Height	14.5"
Weight	290 lbs.

3000 series	4000 series
●	

Turf Maintenance

Finish Mower *Side Discharge* **LM series**

Ventrac LM series side discharge finish mowers utilize a rugged all steel frame design built to give you maximum performance and productivity. A full width rear roller leaves behind a beautiful striping pattern highlighting a professional grade cut. An easy height adjustment quickly adjusts the cutting height between 1.5 to 3.75-inches. The LM series also features a flip up deck design for easy storage, service, and cleaning.



Optional: Mulching Kit



	LM520	LM600
Width of cut	52"	60"
Cutting height	1.5 - 3.75"	1.5 - 3.75"
Cutting positions	10	10
Length	45"	45"
Height	13"	13"
Weight	273 lbs.	310 lbs.

3000 series	4000 series
●	



Turf Maintenance Field Mower **LQ450**

The LQ450 Field Mower is designed to cut heavy grass and small brush growth up to a half inch in diameter. Two counter-rotating blades discharge the cut grass to the center rear. Suspended front chains allow tall grass to be cut more effectively and reduce the potential for front discharge.



A single swivel tire is located on the front center frame of the mower. This position greatly reduces tree branch interference. Skid shoes on both sides provide anti-scalping and blade protection.



Optional: Tree Shield Kit with branch lifters and wheel covers for tree farms (rear weights recommended).

3000 series	4000 series

IRON FORCE SPINDLES

Width of cut	44.5"
Cutting height	2.25" / 3.5" / 4.75"
Height	18"
Length	55"
Weight	243 lbs.

Ventrac Highlight: Mower Advantages

1 Striping Pattern

A full length rear roller greatly reduces scalping while maximizing grass striping giving a professional touch to your lawn.

Applies to LK, LM, MC, HM, HP, MJ, MR mowers

2 Easy Height Adjustment

- A single lever on most decks lets you easily set the deck height without tools.


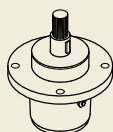
Applies to LK, LM, MC, HM, HP mowers

3 Iron Force Spindles

- The incredibly durable Iron Force Spindles are made from cast iron for years of reliable performance.

Applies to HM, HP, HQ, LQ mowers

IRON FORCE SPINDLES



4 Flip Up Deck Design

- The flip-up deck design on most Ventrac mowers allows the deck to be tilted up-right for transportation, storage or servicing. To flip up the deck simply:

1. raise the deck
2. remove two pins
3. tilt the deck up
4. replace the pins to lock the deck in the upright position

You don't need any tools, and you don't need to remove any belts. It's that simple!

Applies to LK, LM, MC, HM, HP, MJ mowers

Turf Maintenance

Finish Mower *Rear Discharge* MC600

The Ventrac MC600 Rear Discharge Mower features a 60-inch cutting width. The rear discharge design makes it easier to mow around obstacles without worrying about a discharge chute getting in the way while protecting mulch beds, buildings, and vehicles from discharged grass and other debris. This mower features 16 cutting height positions, a rear roller for even cutting and striping, and a flip-up deck design.



Optional: Mulching Kit



Width of cut	60"
Cutting height	.75" - 4.5"
Cutting positions	16
Length	53"
Height	18"
Weight	420 lbs.

3000 series	4000 series
	●

Turf Maintenance

Finish Mower *Side Discharge* HM/HP series

Ventrac HM/HP Series Side Discharge Mowers are built with a rugged all steel reinforced carrier frame designed for years of reliable performance. A full width rear roller eliminates scalping while maximizing grass striping, leaving your lawn looking like it was done by a professional.

All decks come standard with a single lever adjustment to quickly change the cutting height. The flip-up deck design allows the deck to be tilted upright for transportation, storage or servicing.

The HP 72-inch mower offsets the mowing deck 6½ inches to the left for a tighter cutting radius and enables more overhang for mowing around ponds and under fence rows.

Optional: Mulching Kit



	HM602	HM722	HP722
Width of cut	60"	72"	72"
Cutting height	1.125 - 4.75"	1.125 - 4.75"	1.125 - 4.75"
Length	52"	58"	58"
Height	16"	16"	16"
Weight	385 lbs.	472 lbs.	472 lbs.

3000 series	4000 series
	●

IRON FORCE SPINDLES





Vacuum Collection System **RV600**



3000 series	4000 series
	●

Length	40"
Width	65"
Height	53"
Weight	525 lbs.
Lift Capacity	300 lbs.
Maximum Bin Capacity	16 ft ³
Lifting Height	60"

The Ventrac RV600 Vacuum Collection System is designed to work with HM/HP series mowers for grass and leaf collection. This system consists of three primary components:

1. the bin assembly - mounts to the rear of 4000 series tractors
2. the suction/blower system - powered by a 9HP Vanguard engine with electric start for efficient pickup and superior performance
3. high lift mechanism - hydraulically raise the collection bin up to 60" and dump to unload the contents into a garbage bin or trailer.

Optional: Docking Station



Vacuum Collection System

The RV600 Vacuum Collection System connected to HM/HP series mowers is ideal for mowing tall grass or cleaning up leaves and small debris pickup.

Turf Maintenance Contour Mower MJ840

Save time and money with the 84-inch MJ840 Contour Deck without sacrificing quality of cut. Three decks float independently and follow the contour of the terrain with up to 40 degrees of motion for each side deck. The MJ840 also features full rear rollers for even cutting and striping, rear discharge, and a flip-up deck design.



Optional: Mulching Kit



Width of cut	84"
Cutting height	.75" - 3.5"
Cutting positions	12
Length	52"
Height	22"
Weight	584 lbs.

3000 series	4000 series
<input type="checkbox"/>	<input checked="" type="checkbox"/>



Turf Maintenance Reel Mower MR740

Ventrac's Triplex Reel Mower is designed to be the ultimate trim and surround mower. With a 74-inch cutting width, variable speed hydraulics, standard back lapping valves, and offset capability, the Ventrac Reel Mower includes many features to ensure superior, low-maintenance performance.



Width of cut	74"
Cutting height	.39" - 2.36"
Cutting positions	Infinite
Length	48"
Height	22"
Weight	613 lbs.

3000 series	4000 series
<input type="checkbox"/>	<input checked="" type="checkbox"/>

Turf Maintenance Tough Cut Mower **HQ680**



The HQ680 Tough Cut Mower is designed for mowing high grass, thick weeds and small brush growth. Three heavy-duty blades counter rotate to cut and drop materials evenly without windrowing. Capable of cutting material up to a half inch in diameter, the HQ680 makes short work out of brush. Tilt-up deck provides easy access to the blades. Easy servicing of belts and pulleys is provided by the hinged and removable cover.



3000 series	4000 series
	●


Width of cut	68"
Cutting height	3", 3.625", 4.25"
Height	18"
Length	45"
Weight	360 lbs.

Optional: Adjustable swivel wheels for a more controlled height of cut.



**IRON FORCE
SPINDLES**

Tackle the **IMPOSSIBLE.**



Slope Operation

Discover Ventrac's **TRACTION** and superb **HANDLING** on slopes and hillside without slipping and sliding. Features such as a low center of gravity, **ALL-WHEEL DRIVE** and an articulating frame contribute to a **SECURE** mowing experience for Ventrac operators. Ventrac models 4226D and 4231TD are rated for up to **30 DEGREES** continuous use on slopes when equipped with dual wheels.



Specialty Attachments



Add another dimension to productivity with Specialty Attachments like the Ballpark Groomer, Edger, Generator, Sod Cutter, Stump Grinder and Trunk Pump. These specialty attachments go above and beyond basic yard work. They attack the extra tough jobs with ease and versatility.



Ballpark Groomer p.42 • **Edger** p.43 • **Generator** p.43
Sod Cutter p.44 • **Stump Grinders** p.44-45 • **Trunk Pump** p.45

Specialty Attachments **Ballpark Groomer B-BP-4**

Keep your baseball diamonds and other surfaces looking sharp with the Ballpark Groomer. Ventrac has partnered with Bannerman to bring you this 4-foot wide attachment that both levels and restores infield playing surfaces. The Ballpark Groomer attaches to the optional 3-point hitch on the rear of 4000 series tractors allowing you to use and operate other front-mounted Ventrac attachments simultaneously.



Width 48"

3000 series	4000 series
	●





Specialty Attachments

Edger ED200

The ED200 Edger is designed to edge sidewalks, curbs, and cart paths as well as edging and maintaining flower and mulch beds. Edging can be done on either the right or left side per the operator's choice.

The 20-inch disc can also be turned around to cut around flower beds and more.

Optional: Suitcase Weights, Debris Blower* for blowing away material left behind.

3000 series	4000 series
<input type="radio"/>	<input checked="" type="radio"/>

Overall width	54"-66"
Overall height	21"
Overall length	45"
Weight	182 lbs.
Weight w/ blower*	222 lbs.
Disc diameter	20"
Cutting depth	6"

* Blower attaches only to 4000 series tractors



Specialty Attachments

Generator HG150

The Ventrac HG150 Generator gives you reliable, portable power wherever and whenever you need it. The HG150 will generate 12,500 continuous watts and 15,000 maximum watts of output power. Multiple receptacles in both 120 and 240 Volts accommodate a wide variety of needs. Receptacles include: (4) 120v, 20A receptacles; (1) 120v, 30A Twistlock, (1) 240v, 30A Twistlock, (1) 240v, 50A Range receptacle.

3000 series	4000 series
<input type="radio"/>	<input checked="" type="radio"/>

Maximum watts	15,000
Continuous watts	12,000
Voltage	120/240
Amperage	100/50
Hertz	60
Phase	Single
Req. constant shaft speed	3,600 rpm
Weight	196 lbs.



Specialty Attachments

Sod Cutter **EG240**

The Ventrac Sod Cutter is ideal for landscapers, homeowners, golf courses and others looking for an easy way to cut sod. The 24-inch knife cleanly cuts the sod for flower beds, walkways, and lawns. With a cutting depth of 0 to 2-1/2 inches, the Sod Cutter can be used to cut thick lush grass or shave off dirt for worksite preparation or an irrigation trenching job.



Cutting width	24"
Height	10.25"
Length	24.5"
Cutting Depth	0 to 2.5"
Weight	38 lbs.

3000 series	4000 series
<input type="checkbox"/>	<input checked="" type="checkbox"/>

Specialty Attachments

Stump Grinder **LG150**

The LC150 Stump Grinder makes quick work of unwanted stumps and roots. Twelve heavy-duty replaceable carbide cutters provide extended and effective performance in spite of dirt, stones, and debris in work area. The stump grinder mounted on the 3000 series tractor creates an agile, powerful machine for even the toughest jobs in the tightest places.

Steering wheel-controlled articulation provides side-to-side cutting action. Forward and reverse motion is controlled with the tractor's hydrostatic drive. A multifunction adjustable blade hydraulically lowers for use as a depth guide, jack stand, and to fill in stump holes.



Overall height	19.5"
Overall width	22.25"
Overall length	40"
Cutterhead width	3.5"
Rotor tip speed	2,475 ft/min.*
Rotor rpm	620 rpm*
Cutting depth below ground level	6"
Weight	200 lbs.
Cutting Teeth	12

3000 series	4000 series
<input checked="" type="checkbox"/>	<input type="checkbox"/>

*Engine speed 3200 rpm





Specialty Attachments Stump Grinder **KC180**

The KC180 Stump Grinder features 18 replaceable heavy-duty carbide cutting teeth for large or small stump removal. The Stump Grinder, mounted on the 4000 Series tractor, creates an agile, powerful and “turf friendly” mobile unit for lawns, golf courses, parks, and municipalities.

The standard front mounted mirror allows the operator to see the stump easily while being fully protected from debris.

Steering wheel-controlled articulation provides side-to-side cutting action. Forward and reverse motion is controlled with the tractor’s hydrostatic drive.

3000 series	4000 series
	●

Overall height	19”
Overall width	28.5”
Overall length	35”
Cutterhead width	3.5”
Overall cutterhead diameter	18”
Rotor rpm	900 rpm*
Cutting depth below ground level	6”
Weight	156 lbs.
Cutting Teeth	18

*Engine speed 3600 rpm



Standard mirror on KC180



Specialty Attachments TrunkPump

Ventrac has teamed up with TrunkPump® to bring you a unique attachment for moving standing water. Originally designed to pump water from flooded bunkers on golf courses, TrunkPump® has proven to be versatile enough to handle virtually any pumping application. The PTO-powered pump moves 315 gallons per minute and primes in seconds, not minutes. The compact design also allows the hoses to remain attached during transport and storage. With the Ventrac Mount System, no tools are required and pumping becomes an easy one-person job.

Optional: Hose, Strainers, and Nozzle Packages

3000 series	4000 series
	●

Overall height	16”
Overall width	26”
Overall length	29”
Hose Diameter	3”
Performance	315 gpm, up to 52 psi.
Weight	73 lbs.

TrunkPump® is a registered trademark of Lowell Scott Enterprises, Inc.



Get parts when you need them!

Here at Venture Products Inc., we have developed a strong support system to get you what you need in a timely matter.

- We offer an **industry leading fill rate** on service parts ordered.
- We have a **large** amount of parts on hand that we support and sell for all of our equipment.
- The members of our parts department average over **14 years** of experience in this industry.
- If your Ventrac dealer doesn't have a part in stock and you need it quickly, we can **drop ship** the part directly to you.

Synthetic Hydraulic Oil Hydro-Torq XL

Ventrac's **Hydro-Torq XL** synthetic hydraulic oil has a high viscosity index meaning it is very stable across temperature extremes. It provides excellent lubrication at high operating temperatures as well as during cold startup and low temperature operation.

XL stands for extended life, meaning the oil is specifically formulated to resist oxidation and not break down even under severe operating conditions and extended duty cycles.

Ventrac also uses two large oil filters to protect the hydraulic and hydrostatic drive system. Both filters work together to keep dirt and contaminants from entering into the system and to trap any particles that might come from within the system. This greatly reduces component wear and extends the service life of the oil and the equipment.

Ventrac's extended life hydraulic system translates to lower operating costs with less system failures and less frequent servicing of the hydraulic oil and filters.



**5-year or 2000hr
hydraulic system
service interval**



Ventrac V-Plus Warranty

All new Ventrac tractors and attachments purchased in the United States and Canada are covered by Ventrac's V-Plus Warranty, so you can purchase with confidence!

3-Year Residential Limited Warranty

3000/4000 series tractors and attachments

- 3 years with **unlimited** hours

2-Year Commercial Limited Warranty

3000/4000 series tractors and attachments

- 2 years with **unlimited** hours

Engine Warranty*

Covered by engine manufacturer

- Vanguard 3/LC = 2-year w/ 3rd major parts only
- Vanguard V-twins = 2-year
- Kawasaki V-twins = 2-year

* Please refer to the engine manufacturer's warranty statement included in your owner's manual.

Exclusions

ET200 (turbine only) - limited to 2 years

HG150 (generator only) - limited to 1 year

Rental equipment - limited to 180 days

Replacement parts - limited to 90 days

Limitations and Conditions

Ventrac equipment, including defective parts, must be returned to your authorized Ventrac dealer within the warranty period. The warranty extends to the cost to repair or replace (as determined by V.P.I.) the defective part. The expense of pickup and delivery of equipment, service call drive time or any transportation expense incurred for warranty repair is the responsibility of the owner. Proof of purchase may be required. Warranty work must be completed by an authorized Ventrac dealer. Ventrac dealers attend factory service school and Briggs engine training, as well as maintaining Authorized Servicing Dealer status with Kawasaki.

This warranty extends only to Ventrac turf equipment operated under normal conditions and properly serviced and maintained. The warranty does not cover repair of damage due to normal use, wear and tear, maintenance services, repair of damage related to abuse, neglect, accident or use of the turf equipment which is not in accordance with operating instructions in the operator's manual, or damage resulting from repair of Ventrac turf equipment by person or persons other than an authorized Ventrac service dealer or the installation of parts other than genuine Ventrac parts or Ventrac recommended parts.





Your One Tractor Solution



Venture Products Inc.
328 E. Water St.
P.O. Box 148
Orrville, OH 44667
USA



For more information contact your nearest dealer:

Toll Free: 1-866-VENTRAC (1-866-836-8722)
Local: 330-683-0075
Fax: 330-683-0000
Email: info@ventrac.com
Web: www.ventrac.com

To find a dealer near you go to:
www.ventrac.com

Venture Products reserves the right to make changes to product design and specifications without notice. The information presented in this brochure pertains to products sold in the United States and Canada only.

Venture Products Inc. 2108